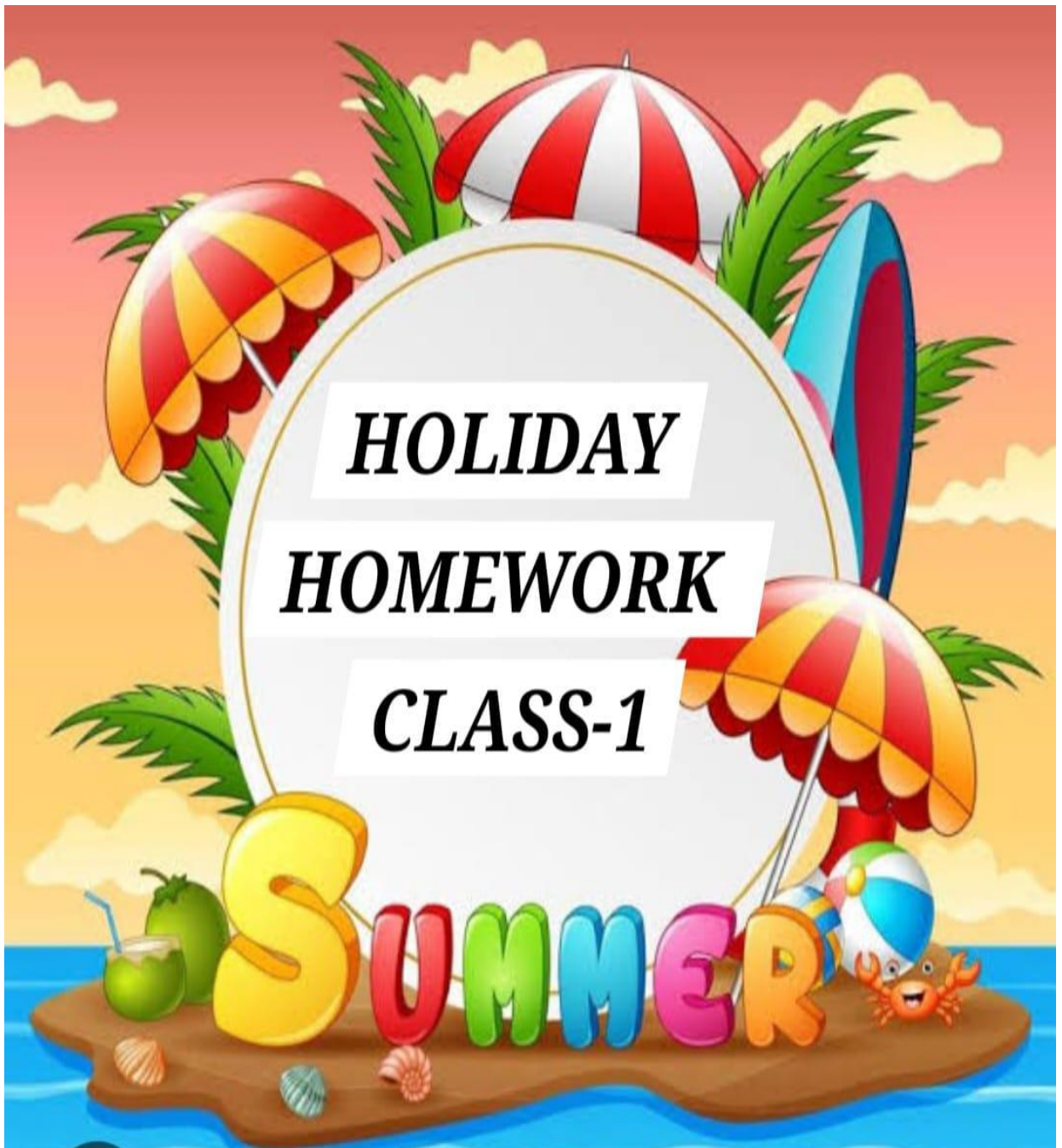




READY FOR 1ST GRADE!

SUMMER HOLIDAY HOMEWORK LIST



WISHING ALL THE KIDS A GLORIOUS SUMMER BREAK !

Dear Parents

Summer Vacations are here and it's time to relax at home from the heat.

Being at home for 24 hours, your child needs to follow some routine.

Please spend some quality time with your child. Here is something interesting for your child to stay happy and occupied.

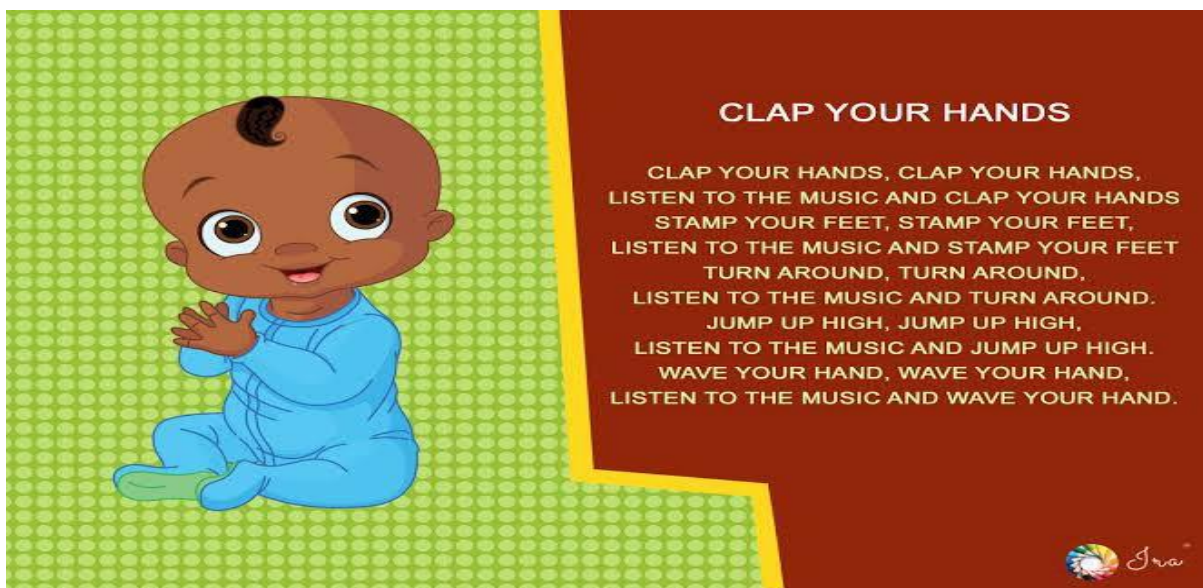
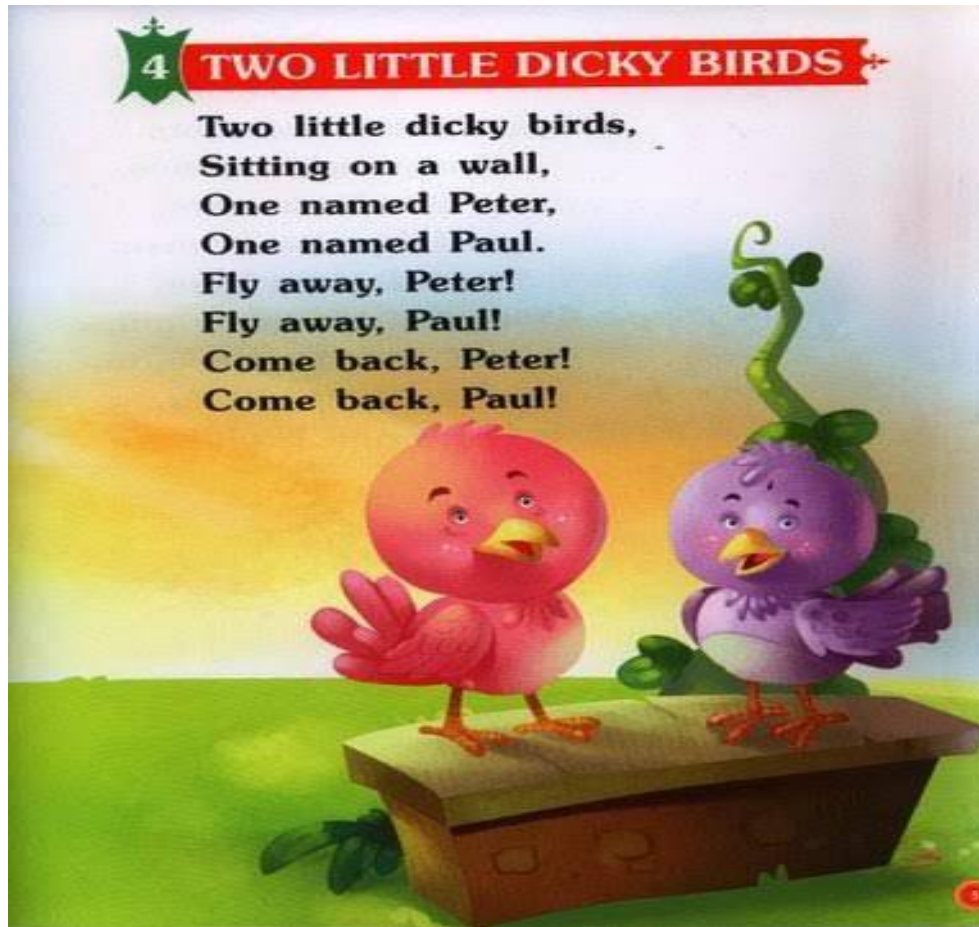
Let's converse in small English sentences like-

- How are you? I am good. Thank you.
- I am thirsty. Please give me water.
- Please open/ close my tiffin/ bag.
- I have finished my work/ food.
- I am hungry. May I have something to eat?
- Please switch off the light/ fan.

GOOD MANNERS AND GOOD HABITS are lifelong assets and they should be practiced until they become habit. Revise the four magical words: PLEASE, SORRY, THANK YOU and EXCUSE ME which we had learned as the part of basics of good manners. Make these four magical words a habit and see the difference.



LEARN FEW RHYMES GIVEN BELOW:



Heads Shoulders Knees and Toes



Head and shoulders

Knees and toes

Knees and toes

Head Shoulders

Knees and toes

Knees and toes

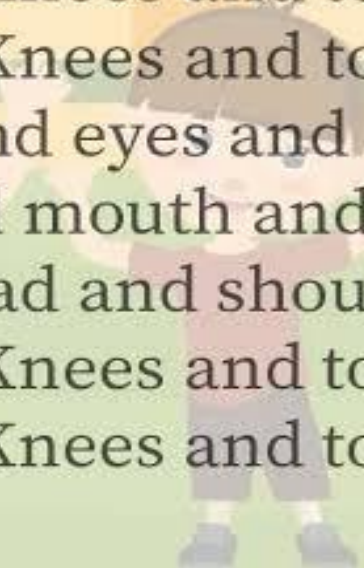
And eyes and ears

And mouth and Nose

Head and shoulders

Knees and toes

Knees and toes



Old MacDonald Had a Farm



Old MacDonald had a farm,
EE-I-EE-I-O.



And on that farm he had a cow,
EE-I-EE-I-O.



With a moo moo here
and a moo moo there



Here a moo, there a moo,
everywhere a moo moo

Old MacDonald had a farm,
EE-I-EE-I-O.



*(The verse is then repeated,
but with different animal and animal sounds each time).*

चिड़िया

चूँ-चूँ करती आयी चिड़िया,
दाल का दाना लायी चिड़िया।
ढप-ढप करता आया भालू,
ढोल उठा कर लाया भालू।
भौं-भौं करता आया कुत्ता,
म्याऊँ-म्याऊँ करती आयी बिल्ली,
दूध का कटोरा लायी बिल्ली।



चिड़िया मुझे बना दे राम

चिड़िया मुझे बनादे राम,
छोटे पँख लगादे राम
आसमान उड़ जाऊंगी,
परियों को संग लाऊंगी ।
परियां गीत सुनाएंगे,
हम को खूब हँसाएंगे ॥



9. पुस्तक

मेरी पुस्तक रंग-बिरंगी,
कहे कहानी यह सतरंगी।
कहती बातें नई पुरानी,
जैसे बोलें दादी-नानी।
परीलोक की सैर कराती,
कभी-कभी वो हमें डराती।
कभी हँसाती कभी रुलाती,
दुनिया की हर बात बताती।



नानी की कहानी

बोली नानी, सुनो कहानी,
ना कोई राजा, ना कोई रानी।
तुमको मैं देती संदेश,
कभी न भूलो अपना देश।
कड़वे बोल कभी न बोलो,
जब भी बोलो, मीठा बोलो।
पढ़ने में तुम ध्यान लगाओ,
कभी काम से न घबराओ।
जो करना है अब कर डालो,
कल पर उनको कभी न टालो।



<p>EVS</p>	<p>Read your EVS textbook daily. Learn book and notebook work.</p> <p>Collect pictures of regional food made in Arunachal Pradesh and paste on A4 Sheet .</p> <p>Paste pictures of traditional clothes worn by men and women in five different states on A4 Sheet. For reference watch this video.</p> <p>https://youtu.be/3rTwFnYf2Hc</p> <div style="display: flex; justify-content: space-around; align-items: center;">   </div> <div style="text-align: center; margin-top: 20px;">  </div>
<p>ENGLISH</p>	<ul style="list-style-type: none"> * Read your English textbook daily. * Do one page of Cursive Writing in Ink Wave book every day. * Collect two pictures of animals found in Arunachal Pradesh and write five lines about it on A4 Sheet. * Using colourful sheets and colour pencils/crayons make a booklet of noun. For reference kindly watch this video. <p>https://youtube.com/watch?v=bN8b1yCfSdg&feature=shared</p> <ul style="list-style-type: none"> * Take a printout of the given word search and solve it.

Look for the vocabulary words.

Z	X	C	R	U	L	E	R	V	S
C	R	A	Y	O	N	A	B	C	H
N	O	T	E	B	O	O	K	D	A
G	L	U	E	S	T	I	C	K	R
S	C	H	O	O	L	B	A	G	P
R	T	Y	U	I	O	P	D	L	E
Q	W	E	E	R	A	S	E	R	N
Z	D	R	A	O	B	C	S	V	E
A	S	D	S	T	I	C	K	G	R
P	E	N	Q	W	E	R	T	Y	U

PEN
SHARPENER
ERASER
DESK
RULER

NOTEBOOK
CRAYON
GLUE STICK
BOARD
SCHOOLBAG

MATHEMATICS



* Use clay to make a necklace/ornament worn in Arunachal Pradesh. Count and write the numbers of clay beads of different colors used (for example - red beads -6, yellow beads - 8) on A4 Sheet.

* Learn tables from 2 to 10

* Learn numbers names from 1 to 150

* Make a table mat from 2 to 10 on an A3 size sheet.



HINDI	<p>अरुणाचलर प्रदेश के मुख्य पाँच फलों और पाँच सब्जियों को clay द्वारा बनाकर A-4 शीट पर चिपकाइए ।</p> <p>*सभी मात्राओं से संबंधित एक-एक चित्र हिन्दी नोटबुक में चिपकाइए ।</p> <p>मात्रा चक्र भिन्न-भिन्न आकृतियों में मात्राओं को दर्शाए (कृपया उदाहरण के लिए दी गई लिंग को देखिए।)</p> <p>*पढ़ाए गए हिंदी बुक व नोटबुक का अभ्यास कार्य याद करें । https://youtu.be/06_nlx8oA4M</p>
--------------	---

